

Evacuation Checklist



The key to a safe, calm evacuation is preparation. Have emergency kits for family and pets prepared in advance of fire season. Have drinking water stored along with a fireproof box already filled with important documents and cash. Know your escape routes, emergency numbers and out-of-state contacts.

1. Turn the lights ON in your house.
2. Park your car facing the road and pack it with pet supplies and emergency supply kits. Don't forget extra batteries and water.
3. Monitor local radio and TV stations along with emergency websites for evacuation orders.
4. Review your evacuation routes, safe meeting place, emergency contacts and shelter locations.
5. Place a ladder (preferably non-combustible) against your house for roof access.
6. Know where your water, gas and electric shut-off controls are and how to use them.
7. Designate an out-of-state person as your contact and share the number with all family members.
8. Shut off the air conditioner.
9. Close ALL doors and windows.
10. Tell your neighbors about Ready, Set, Go! Ask them if they have a family emergency escape plan!

THESE STEPS CAN SAVE YOUR LIFE

Defensible Space

Follow brush clearance guidelines outlined by the city. Screen your attic vent outlets with wire mesh. "Harden your home" with fire resistant materials. Monitor news radio stations on red flag or high hazard days.


Learn more:
www.lafd.org/brush
www.lafd.org/redflag



A Family Escape Plan

Create a family escape plan that includes two routes to safety. Choose a safe place outside the home where all family members meet in case of an emergency. Prepare emergency kits for family members and pets. Choose an out-of-state contact.


Learn more:
www.ready.gov/america/makeaplan/



When Fire Approaches


Pack your car with family and pet emergency supplies. Park your car facing the street. Pack important documents and cash in your fireproof safe box. Turn your lights on. Close all doors and windows. LEAVE when instructed to.

Learn more:
www.mysafela.org



A Word on Pets

Pets are members of your family. They need to be part of your evacuation plan. The City of Los Angeles and partner agencies make shelters available for all manner of pets, large and small, in the event of a wildfire evacuation. Allow extra time to safely evacuate large animals to designated shelters.



Important Websites

- www.lafd.org
- www.lacity.org
- www.redcrossla.org
- www.ready.gov
- www.readyla.org
- www.mysafela.org

Learn More

MySafeLA is an online education community designed to help you in the event of an emergency. Visit our website and learn how to keep your family safe from wildfires, earthquakes, unintended injuries and much more.

<http://www.mysafela.org/education>

A Message From the LAFD



“A wind-driven wildfire is one of the most unpredictable and dangerous natural disasters facing Los Angeles residents. If you live in the Wildland Urban Interface*, it’s your personal responsibility to be prepared for the next wildfire - it’s not a matter of if, but when.”

Chief Millage Peaks
Fire Chief, LAFD


*The area where homes and structures meet the natural environment of forests and wildlands.



Upon request, the LAFD will provide reasonable accommodation to ensure access to programs, services, and facilities.

Ready, Set, Go

Your guide to smart, safe wildfire evacuation



Do you have the knowledge and skills you will need to protect your home and family from a wind-driven wildfire?

The time to prepare is now.